

Steps for CCC EXAM Fee Payment Instructions

Step – 1: Click the following Link

<https://www.onlinesbi.com/prelogin/institutiontypedisplay.htm>

Step -2: Select <Gujarat> in State and <Educational Institutions> in Type of Corporate/Institution then click on <Go> Button.

State Bank Group

State Bank Collect | State Bank MOPS | Pay EFTO

You are here: State Bank Collect > State Bank Collect

State Bank Collect

Reprint Remittance Form
Payment History

State Bank Collect

Select State and Type of Corporate / Institution

State of Corporate/Institution * Gujarat

Type of Corporate/Institution * Educational Institutions

Go

> Mandatory fields are marked with an asterisk (*)
> State Bank Collect is a unique service for paying online to educational institutions, temples, charities and/or any other corporates/institutions who maintain their accounts with the Bank.

© Copyright OnlineSBI | Privacy Statement | Disclosure | Terms of Use

Step – 3: After click on the <Go>, Select <Coordinator CCC Exam Gujarat University> in Type of Educational Institutions Name then click on <Submit> Button.

State Bank Group

State Bank Collect | State Bank MOPS | Pay EFTO

You are here: State Bank Collect > State Bank Collect

State Bank Collect

Reprint Remittance Form
Payment History

State Bank Collect

Select from Educational Institutions *

Educational Institutions Name COORDINATOR CCC EXAM GUJARAT UNIVERSITY

Submit Back

> Mandatory fields are marked with an asterisk (*)

© Copyright OnlineSBI | Privacy Statement | Disclosure | Terms of Use

Step – 4: Select < CCC Exam FEE> in Type of Select Payment Category then click on <Submit> Button.

State Bank Group

State Bank Collect | State Bank MOPS | Pay EFTO

You are here: State Bank Collect > State Bank Collect

State Bank Collect

Reprint Remittance Form
Payment History

State Bank Collect

Gujarat University

ROLLIWALA COMPUTER CENTER, GUJARAT UNIVERSITY, AHMEDABAD-380009

Provide details of payment

Select Payment Category * CCC EXAM FEE

> Mandatory fields are marked with an asterisk (*)
> The payment structure document if available will contain detailed instructions about the online payment process.
> Date specified(if any) should be in the format of 'ddmmyyyy'. Eg., 02062008

© Copyright OnlineSBI | Privacy Statement | Disclosure | Terms of Use


Step – 5: Provide all the details of payment as below and then click on **<Submit>** Button.

State Bank Collect State Bank MOPS Pay EPFO

You are here: State Bank Collect > State Bank Collect

State Bank Collect
Reprint Remittance Form
Payment History

State Bank Collect 09-May-2016 [05:58 PM IST]

 **Gujarat University**
"શ્રી: વાક્ય ઈતિહાસ" Established 1949
COORDINATOR CCC EXAM GUJARAT UNIVERSITY
ROLLWALA COMPUTER CENTER, GUJARAT UNIVERSITY, , AHMEDABAD-380009

Provide details of payment

Select Payment Category *

FULL NAME OF APPLICANT *

REGISTRATION NUMBER

MOBILE NUMBER

DATE OF BIRTH

FEE(S200 for both/(Rs100forTheory/Practical) *

FEE(Rs200 for both/(Rs100forTheory/Practical) *

AMOUNT *

Remarks

• For more information visit www.gujaratuniversity.org.in

Please enter your Name, Date of Birth & Mobile Number. This is required to reprint your e-receipt / remittance(PAP) form, if the need arises.

Name *

Date of Birth *

Mobile Number *

Enter the text as shown in the image *

Step – 6: Verify the details and confirm the transactions then click on **<confirm>** button.

State Bank Group


State Bank Collect State Bank MOPS Pay EPFO

You are here: State Bank Collect > State Bank Collect

State Bank Collect 09-May-2016 [06:01 PM IST]

Verify details and confirm this transaction

Educational Institutions Name	COORDINATOR CCC EXAM GUJARAT UNIVERSITY
Category	CCC EXAM FEE
FULL NAME OF APPLICANT	Kamaljit
REGISTRATION NUMBER	GU1605000001
MOBILE NUMBER	9845612374
DATE OF BIRTH	13/5/1970
FEE(S200 for both/(Rs100forTheory/Practical) *	Rs.200_for_both
FEE(Rs200 for both/(Rs100forTheory/Practical)	200
AMOUNT	200
Total Amount	INR 200.00
Remarks	












 Please ensure that you are making the payment to the correct payee.

© Copyright OnlineSBI Privacy Statement | Disclosure | Terms of Use

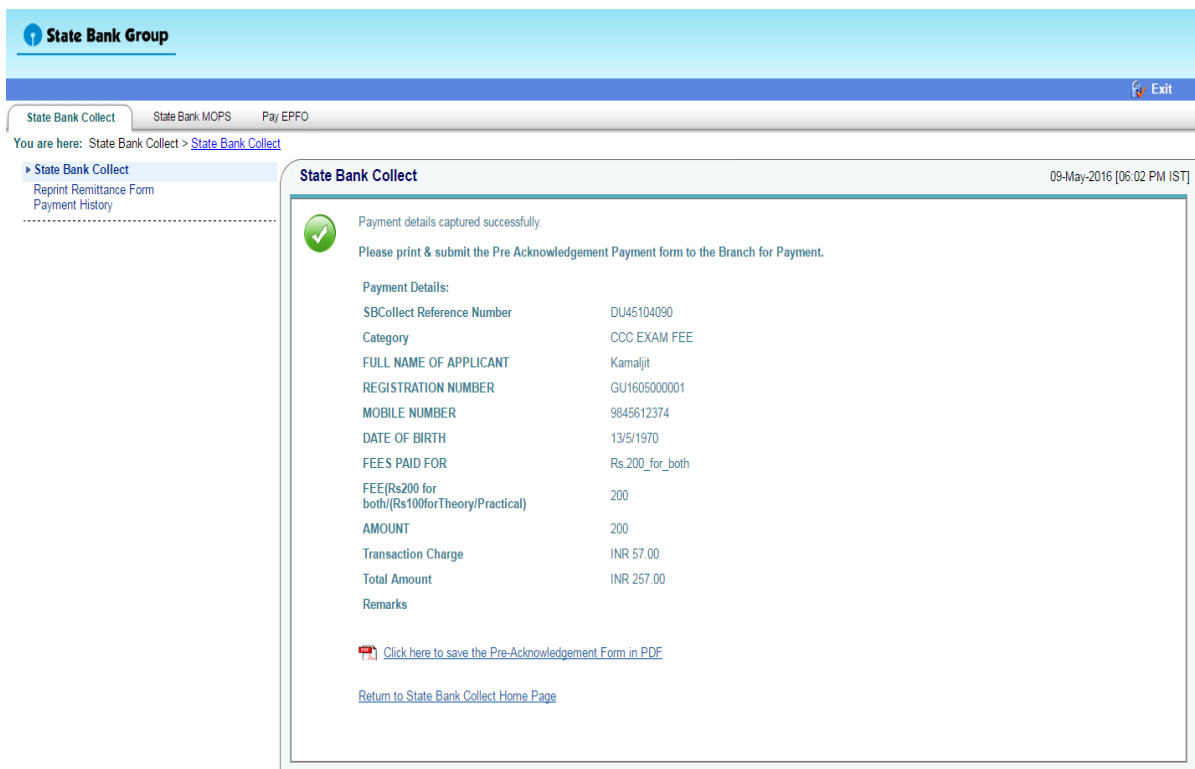
Step – 7: Select One of the Net Banking option **OR**

One of the Debit Card or Credit Card option **OR**

SBI challan in Other Payment Modes from Payment Category for Cash payment.

NET BANKING	CARD PAYMENTS
 State Bank of India <i>With you - all the way</i> Bank Charges: 11.45 ➤	<p>This payment mode is not available between 23:30 hours IST and 00:30 hours IST</p>
 State Bank of Bikaner and Jaipur <i>The Bank with a vision</i> Bank Charges: 11.45 ➤	
 State Bank of Hyderabad <i>You Can Always Bank on Us</i> Bank Charges: 11.45 ➤	 State Bank ATM-cum-Debit Card Bank Charges: Rs 11.45 ➤
 State Bank of Mysore <i>Working for a better tomorrow</i> Bank Charges: 11.45 ➤	 Other Banks Debit Cards Bank Charges: Rs 12.59 ➤
 State Bank of Patiala <i>With You Everyday Every Inch of The Way</i> Bank Charges: 11.45 ➤	 Credit Cards Bank Charges: Rs 12.59 ➤
 State Bank of Travancore <i>A Long Tradition of Trust</i> Bank Charges: 11.45 ➤	OTHER PAYMENT MODES
 Other Banks Internet Banking Bank Charges: 17.18 ➤	 SBI BRANCH Bank Charges: Rs 57.0 ➤

Step – 8: If you select SBI Branch option for Cash payment, then take the printouts of Pre Acknowledgment form using click on **"Click here to save the Pre-Acknowledgement Form in PDF"**.



The screenshot shows the State Bank Collect payment confirmation page. The page header includes the State Bank Group logo and navigation tabs for State Bank Collect, State Bank MOPS, and Pay EPFO. The breadcrumb trail indicates the user is in the State Bank Collect section. The main content area displays a success message: "Payment details captured successfully. Please print & submit the Pre Acknowledgement Payment form to the Branch for Payment." Below this, a table lists the payment details:

Payment Details:	
SBCollect Reference Number	DU45104090
Category	CCC EXAM FEE
FULL NAME OF APPLICANT	Kamaljit
REGISTRATION NUMBER	GU1605000001
MOBILE NUMBER	9845612374
DATE OF BIRTH	13/5/1970
FEES PAID FOR	Rs.200_for_both
FEE(Rs200 for both/(Rs100forTheory/Practical)	200
AMOUNT	200
Transaction Charge	INR 57.00
Total Amount	INR 257.00
Remarks	

At the bottom of the page, there is a link to "Click here to save the Pre-Acknowledgement Form in PDF" and a link to "Return to State Bank Collect Home Page".

Step – 9: Then print the Depositor copy and pay the necessary fees in any SBI Branch.

Beneficiary/Remittance Details	
State Bank Collect Reference No.	DU45104090
Beneficiary:	COORDINATOR CCC EXAM GUJARAT UNIVERSITY
Category:	CCC EXAM FEE
Last Date of Payment:	01-05-2020 23:45
Remitter	Kamaljit
Rs	
Collection Amount	200.00
Comission	57.00
Total (Rupees Two Hundred Fifty Seven Only)	257.00
Details of Cash / Cheques	
	Rs p
Total Rs	

Pre Acknowledgement Payment(PAP) Form for Payment through any SBI Branch Date: 09-05-2016

Instructions for Depositor: This is not an e-receipt. After payment , please visit www.onlinesbi.com > 'State Bank Collect' and click on the hyperlink at the bottom of the page to generate the e-receipt.

(To be Filled in by the Bank)

Journal No:

Branch Name: _____

Branch Code: Deposit Date:

Branch Stamp
Authorised Signatory

Beneficiary/Remittance Details	
State Bank Collect Reference No.	DU45104090
Beneficiary:	COORDINATOR CCC EXAM GUJARAT UNIVERSITY
Category:	CCC EXAM FEE
Last Date of Payment:	01-05-2020 23:45
Remitter	Kamaljit
Rs	
Collection Amount	200.00
Comission	57.00
Total (Rupees Two Hundred Fifty Seven Only)	257.00
Mode of Payment (Choose Either Cash / Cheque)	
Cash <input type="checkbox"/> PAN: <input type="text" value=""/> <input type="text" value=""/> <input type="text" value=""/> <input type="text" value=""/> <input type="text" value=""/> <input type="text" value=""/> <input type="text" value=""/> <input type="text" value=""/> <input type="text" value=""/> <input type="text" value=""/> <input type="text" value=""/> <input type="text" value=""/> <input type="text" value=""/> <input type="text" value=""/> <input type="text" value=""/> <input type="text" value=""/> <input type="text" value=""/> <input type="text" value=""/> <input type="text" value=""/> <input type="text" value=""/> <input type="text" value=""/>	

Pre Acknowledgement Payment(PAP) Form for Payment through any SBI Branch Date: 09-05-2016

Branch Teller: Use SCR 008765 Deposit > Fee Collection > State Bank Collect

Please quote your PAN for Cash remittance >= Rs. 50,000

Cash Notes	Amount	
	Rs	P
*1000		
*500		
*100		
*50		
*20		
*10		
Coins		
Total Rs		

Cheque Cheque No: _____ Cheque Date: _____

Drawee Bank: State Bank of India (other bank cheques not accepted under PAP)

Branch: _____

Signature of the Depositor

Space for Bank use **Branch Stamp**

Step – 10: Send Application Printout with original challan copy and required documents to Gujarat university.